



sm Blend Activities



by Cherry Carl
Artwork: ©Toonaday.com
Toonclipart.com



sm Blends List

smack

smoky

small

smooth

smart

smother

smash

smudge

smear

smuggle

smell

smile*

smock

smog

smoke

You Don't Have to Be Smart!

Cherry Carl Artwork: www.toonclipart.com

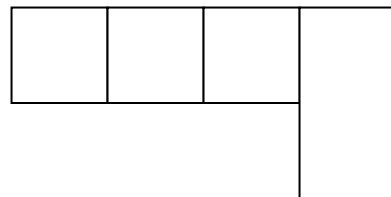
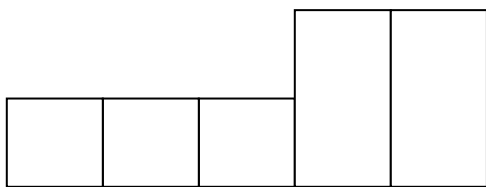
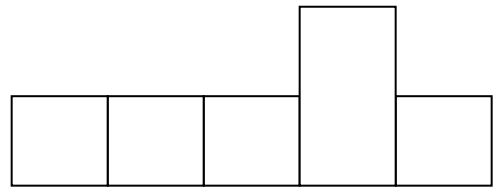
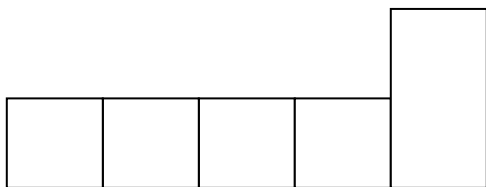
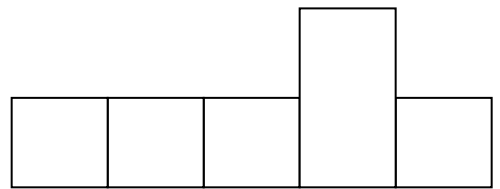
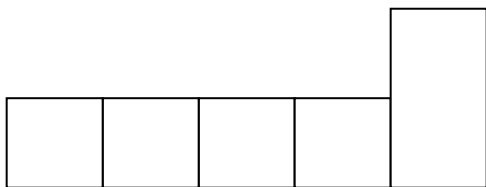
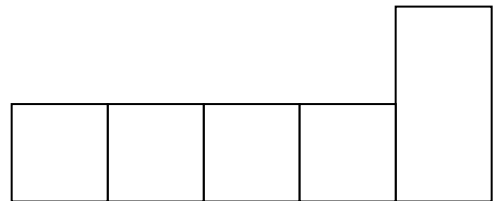
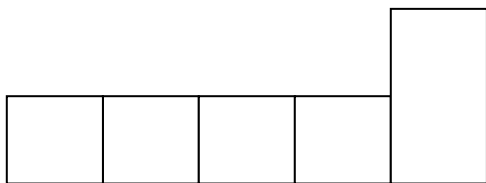
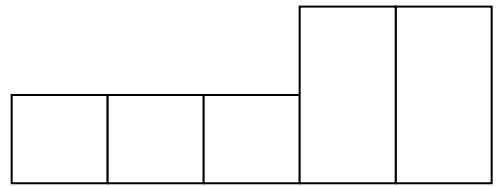
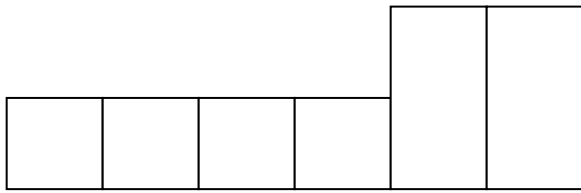
You don't have to be very big or tall.

You don't have to be very short or small.

You don't even have to be terribly **smart**,
as long your **smiles** come from your heart!



Configuration Station: sm



Word Bank

smooth	smock	small	smack
smile	smash	smell	smog
	smart	smoke	



sm Blends: Cloze the Gap!




Read the following sentences, saying the word "smile" when you come to a blank space. Use words from the *sm* blends word bank to fill in the blanks and make sense. Reread your sentences to double check your choices!

1. When you have your picture taken, you should _____.
2. Kindergarteners wear a _____ when they paint.
3. Mom says not to _____ when I chew my gum.
4. Large is the opposite of _____.
5. You don't have to be _____ to learn.
6. Those flowers really _____ good.
7. _____ makes the sky look dirty.
8. If you touch a wet painting, it will _____.
9. The _____ from the campfire burns my eyes.
10. Don't _____ your finger when you shut the car door.
11. Please _____ out the wrinkles in your homework paper.


Word Bank

smile smock smack smell smart smash
smog smooth small smear smoke

Cut and Paste: sm



small		smart	
smock		smoke	
smell		smack	
smooch		smiles	



Score With Scrabble!

SCORE

S ₁	M ₃	E ₁	L ₁	L ₁		
S ₁	M ₃	O ₁	O ₁	T ₁	H ₄	
S ₁	M ₃	E ₁	A ₁	R ₁		
S ₁	M ₃	I ₁	L ₁	E ₁		
S ₁	M ₃	A ₁	C ₃	K ₅		
S ₁	M ₃	O ₁	G ₂			
S ₁	M ₃	A ₁	R ₁	T ₁		
S ₁	M ₃	A ₁	L ₁	L ₁		
S ₁	M ₃	A ₁	S ₁	H ₄		
S ₁	M ₃	O ₁	K ₅	E ₁		
S ₁	M ₃	O ₁	T ₁	H ₄	E ₁	R ₁
S ₁	M ₃	U ₁	D ₂	G ₂	E ₁	



Order in the Court!

Place the words below in alphabetical order.

1.

2.

3.

4.

5.

6.

7.

8.

9.

10.

11.

12.

smack

smart

smudge

smell

smear

smoke

smile

small

smother

smock

smooth

smog

Word Search: sm



d	s	m	a	c	k	s	h	f	b
s	m	i	l	e	s	m	o	c	k
m	o	s	f	s	m	a	l	l	j
u	k	m	s	h	z	s	d	x	n
d	e	o	m	j	p	h	v	w	f
g	b	k	a	f	s	m	e	l	l
e	s	y	r	s	m	o	c	k	z
s	m	o	t	h	e	r	n	v	p
f	o	j	d	z	a	w	y	b	h
b	g	h	n	p	r	f	j	x	d

smother
smacks

smile
smash
smart


smear
smudge
smoky

smock
small
smog

smoke
smell

sm Word Slide

sm



sm Blends Word Slide (Sound Blending)

Print on vellum, cut, and laminate for durability. Cut the top and bottom slits to the right of the blend for the slide. Model proper use for students: blending to form and say new words.

ile

all

ell

og

ack



oke

ear

ash

art

oky



smoke




smoke



smoke



smoke



smell



smell



small




small



smack




smack



smock



smart



smile



smiles




smooch



sm Words and Pictures for Sorts


sm Words and Pictures



sm Words and Pictures

smiles

sm Words and Pictures



sm Words and Pictures

smart

sm Words and Pictures



sm Words and Pictures

small

sm Words and Pictures



sm Words and Pictures

small

sm Words and Pictures for Sorts


sm Words and Pictures



sm Words and Pictures

smock

sm Words and Pictures



sm Words and Pictures

smack

sm Words and Pictures



sm Words and Pictures

smack

sm Words and Pictures



sm Words and Pictures

smile

sm Words and Pictures for Sorts

sm Words and Pictures



sm Words and Pictures

smoke

sm Words and Pictures



sm Words and Pictures

smoke


sm Words and Pictures



sm Words and Pictures

smoke

sm Words and Pictures



sm Words and Pictures

smoke

sm Words and Pictures for Sorts

sm Words and Pictures



sm Words and Pictures

smooch

sm Words and Pictures



sm Words and Pictures


smell

sm Words and Pictures




sm Words and Pictures

smell




sm Shape Book

Directions: Duplicate one *smile* shape book for each child in the group. Staple several sheets of white bond behind the *smile* shape, staple on the left side in the allotted spot. Allow children time to draw pictures of things that begin like *smile*. Children may dictate picture labels to the teacher/aide or make attempts to write their own. The teacher can write the correctly spelled under the child's invented spelling. Add the completed book to each child's collection of familiar reading.



My sm Book



My sm Book

sm Stationery



smack, small, smart, smash, smear, smell, smile, smock,
smog, smoke, smooth, smudge

Write sentences or a story with *sm* words of your choice.

Handwriting practice lines consisting of solid top and bottom lines with a dashed middle line. There are ten sets of these lines provided for writing.