

Fun on the Farm



Written by Cherry Carl
Artwork: www.art4crafts.com



All Rights Reserved.

Cherry Carl

1404 Merrit Drive

El Cajon, CA 92020

The classroom teacher may reproduce copies of the songs and poems on this CD for individual classroom use. The reproduction in whole or in part for an entire school or school system is strictly prohibited. No part of this CD may be transmitted in any form without written permission from the author.

Proceeds from the sales of this CD are dedicated to establishing and maintaining a scholarship fund and to the support of literacy for children and teachers.

Fun on the Farm





Farm Animals Word List

boar

duckling

piglet

bull

goat

pony

calf

goose

ram

chick

gosling

rooster

chicken

hen

sheep

colt

horse

sow

cow

lamb

tom

donkey

kid

turkey

duck

pig



Farm Word List

barn

hay

saddle

crop

loft

silos

feed boxes

manger

stall

fence

oats

tractor

field

pail

gate

pasture

grain

pigpen

harness

plant

harvest

plow



Fantastic Farm Picture Books

Cronin, Doreen. *A Busy Day at the Farm*

Cronin, Doreen. *Click, Clack, Moo: Cows That Type*

Cronin, Doreen. *Giggle, Giggle, Quack*

Cronin, Doreen. *Thump, Quack, Moo: A Whacky Adventure*

Funke, Cornelia Caroline. *Princess Pigsty*

Kellogg, Steven. *The Three Little Pigs*

Martin Jr., Bill. *Barn Dance!* (Reading Rainbow)

Nodset, Joan and Siebel, Fritz. *Who Took the Farmer's Hat?*

Numeroff, Laura and Bond, Felicia. *If You Give a Pig a Pancake*

Peet, Bill. *Chester the Worldly Pig*

Waddell, Martin and Oxenbury, Helen. *Farmer Duck*



Ready Readers and Big Books:

A Cow Says Moo

Farm Friends

Grandpa's Farm

On My Farm

Scarecrow, Scarecrow

The Big Red Barn

Things to See on the Farm

What Do Cows Do?

What Do Pigs Do?

What Do Sheep Do?

Breakfast on the Farm

Cherry Carl

Artwork: Helena Normark

Sausage, bacon and scrambled eggs . . .

"What about coffee?" Grandpa begs.

Fluffy biscuits with butter and jam,

Or maybe with a slice of ham.

Pancakes, blueberries, whipped cream, too.

All for breakfast for Grandpa's crew.

And, don't forget, for goodness sake!

A glass of milk and coffee cake!



Down on Grandpa's Farm

Cherry Carl

Pitchforks and pigsties,
Grandma's garden wins a prize!
Cornstalks and hollyhocks,
And don't forget the livestock!
Up at daylight, milk the cows.
Come on Grandpa, show me how!
Muck the pigpen now and then.
Turn around and do it again!
Can't we take a little break,
And eat up Grandma's coffeecake?
What? Sit around and watch things grow?
Nightfall's comin', don't you know?
Close the henhouse, herd those cows!
Got to do what time allows!

The Best Cat

(Tune: The Itsy Bitsy Spider)

Cherry Carl

Artwork: Helena Normark

My kitten's not an angel.

He plays with Mama's yarn.

She says if he's not better

She'll put him in the barn.

He learned to use the scratching post

And now my mama thinks that

He will be the best cat that we've ever had!



Pig Pals

(Tune: The More We Get Together)

Cherry Carl

Artwork: Helena Normark

These piggies stay together

Whatever the weather.

These piggies stay together


And "oink" as they play.

They eat up the corn crop.

They slurp up the pig slop.

These piggies stay together.

They're friendly that way!



Pigs in the Pigsty

Cherry Carl

Artwork: Helena Normark

Pigs in the pigsty, don't be shy!

Pigs in the pigsty, come say hi!

This one's dirty, and his name is Bertie.

He's big and stout, and there's no doubt,

He loves to dig with his snuffling snout!

This one's dirty, and her name is Gertie.

She'll pick and choose just where to snooze,

And it's always in the slop and ooze!

This one's muddy, and his name is Buddy.

He drops with a thud in the middle of the mud

To munch on a lunch of leftover spud!

This one's dry. I don't know why.

When I get near with the dinner pail,

She wiggles and jiggles her curly tail!



A Holiday for Roosters

(Tune: Baby Bumblebee)

Cherry Carl

Artwork: Helena Normark

Oh, why do roosters cock-a-doodle do?

Can't we wake with a cow-a-doodle moo?

And why do farmers' horses pull the plow?


Can't the chickens if you show them how?

Oh, why do farmers' sheep give away their fleece?

Can't we wear the feathers of the geese?

And why do farmers' geese swim and play all day?

Couldn't **all** of them have a happy holiday?



The Old Red Rooster

(Tune: The Old Gray Mare)

Cherry Carl

Artwork: Helena Normark

The old red rooster isn't what he used to be,

No cock-a-doodle-dee,

In the morning, waking me!

The old red rooster doesn't even make me stir,

With his /r/ /r/ /r/!


The old red rooster isn't what he used to be,

I think he ate a bumblebee!

Perhaps I'll make him drink some tea.

The old red rooster doesn't say a single word,

Except his /r/ /r/ /r/!



Moo?

Cherry Carl

Artwork: Helena Normark

Cow says, "Moo,"

And Cat says, "Mew."

So what do I do to talk to you

When I cannot moo and mew?

Do you suppose that Cat and Cow

Already know exactly how

To talk to each other through the fence,

And sound like they are making sense?



Contented Cow

(Tune: Old MacDonald)

Cherry Carl

Artwork: Helena Normark

One little cow went out to play

All on a summer's day.

She plopped right down in the sweet green grass

And dreamed like a happy lass!

She had such fun, that silly old cow,

That she might be there right now!



The Hungry Farmer

(Tune: Did You Ever See a Lassie?)

Cherry Carl


Artwork: Helena Normark

If you see the hungry farmer,
Who's hunting for dinner,
Won't you tell him Ducky Lucky is hiding today?




His feathers are shaking.
His red bill is quaking.
'Cause the hungry farmer's hunting for dinner today.

If you see the hungry farmer,
Who's hunting for dinner,
Won't you tell him Goosey Loosey is hiding today?



Her feathers are shaking.
Her long neck is quaking.
'Cause the hungry farmer's hunting for dinner today.

If you see the hungry farmer,
Who's hunting for dinner,
Won't you tell him Chubby Chicken is hiding today?



Her feathers are shaking.
Her red beak is quaking.
'Cause the hungry farmer's hunting for dinner today.

The Hungry Farmer (cont.)

(Tune: Did You Ever See a Lassie?)


Cherry Carl

Artwork: Helena Normark

If you see the hungry farmer,

Who's hunting for dinner,

Won't you tell him Porky Piggy is hiding today?



Her short tail is shaking.

Her pink nose is quaking.

'Cause the hungry farmer's hunting for dinner today.

If you see the hungry farmer,

Who's hunting for dinner,

Won't you tell him Tubby Turkey is hiding today?



His feathers are shaking.

His wattle is quaking.

'Cause the hungry farmer's hunting for dinner today.

Silly Goose!

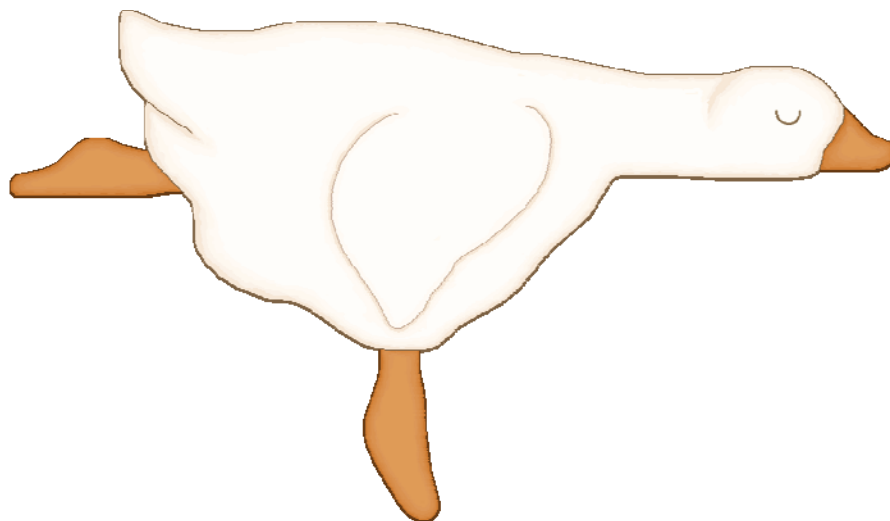
(Tune: Do Your Ears Hang Low?)

Cherry Carl

Artwork: Helena Normark

There's a long-necked silly on Grandma's farm!
You'd better watch out - she'll sound the alarm,
As she honks and she squawks and she makes such noise,
And struts all around with little poise.

This bossy, bothersome, biddy old bird
Has never ever said a single word,
But she flutters and flops while on the loose.
She's nothing but a silly old goose!



The Bunny Hop

(Tune: Over in the Meadow)

Cherry Carl

Artwork: Helena Normark

Down in the garden where the farmer grows his crop,
You can see the little bunnies gather for the Bunny Hop.

Hop, little bunnies, coming from the mountain top!

So they hopped and they flopped

'Til they landed with a plopl!

Hop, hop, wiggle, wiggle, do the Bunny Bop!

Little bunny rabbits, you can do the Bunny Flop!

Hop, little bunnies, 'til you stop and go kerplop!

So they hopped and they clopped

'Til they did a belly flop!



The Peter Rabbit Scrunch

(Tune:: Down in the Meadow in an Itty Bitty Pool)

Cherry Carl and Lucy Jensen

Artwork: Helena Normark

Down in the garden where the veggies are so green,
Was Little Peter Rabbit munching on a lima bean,
Run, Peter Rabbit, don't you know it's getting late?
But he ate, and he ate,
'Til he had a tummy ache!

Hop, hop, nibble, nibble, hear that bunny crunch,
Little Peter Rabbit wants a carrot for his lunch,
Run, Peter Rabbit, don't you know it's getting late?
So he ran, and he ran,
"Til he reached the garden gate!

Stop, stop, wiggle, wiggle, do the bunny squeeze,
Little Peter Rabbit knows he ate too many peas,
Run, Peter Rabbit, don't you know it's getting late?
So he scrunched, and he scrunched,
Right under the gate!



Where is Peter?

(Tune: Skip to My Lou)

Cherry Carl and Lucy Jensen

Artwork: Helena Normark

Flopsy - Mopsy - Cottontail,
Putting berries in a pail,
Being good, just like they should,
Flopsy - Mopsy - Cottontail.

Where is Peter? Do you know?

Eating lettuce in a row,

Chant: Ohhhhh, Nooooo! Ohhhhh, Nooooo! (no music)

To the garden he did go!

Flopsy - Mopsy - Cottontail,
Took the berries in their pail,
Home to make a pie to bake,
Flopsy - Mopsy - Cottontail.

Where is Peter? Do tell me.

Home in bed where he should be!

Chant: Ohhhhh, Nooooo! Ohhhhh, Nooooo! (no music)

All he gets is chamomile* tea!

Pooooooooor Peter Rabbit . . .




Note: chamomile* tea comes from a plant with a daisy-like flower and it is brewed as a medicine, in this case for Peter Rabbit's upset tummy!



Something to Crow About!



Something to Crow About!



Handwriting practice area consisting of ten sets of horizontal lines. Each set includes a solid top line, a dashed middle line, and a solid bottom line.

Conversation with Cows













Life on the Farm

Handwriting practice lines consisting of solid top and bottom lines with a dashed middle line. There are ten sets of these lines for writing practice.

Name _____

Say and clap the name of each picture. How many parts do you hear?
Count and write the number of parts in each word. Color the pictures.

				
_____ ----- _____	_____ ----- _____	_____ ----- _____	_____ ----- _____	_____ ----- _____
				
_____ ----- _____	_____ ----- _____	_____ ----- _____	_____ ----- _____	_____ ----- _____

1 2

Sing a Super Sentence!

Use this interactive strategy to teach your students the art of building super sentences, singing a song and reading independently.

Materials needed:

Butcher paper or chart paper

Red, green, pink and blue markers (or 4 colors of your choice)

Procedure:

Divide the chart paper into four columns with the following headings: **adjectives**

(describing words), **nouns**, **verbs** (action words) and **prepositional phrases** (where? when?)

Select your topic (i.e., spiders) and ask students to generate/brainstorm words to fit into each column.

Adjectives	Nouns	Verbs	Prepositional Phrases
big yellow brown pink little	cows chicks pigs ducks	walked scratched rolled nibbled splashed	in the field through the grass in the dirt in the mud in the pond

Sing a super sentence: Begin with "The" or "A", add two adjectives, one noun, one verb and one prepositional phrase and sing to the tune of *The Farmer in the Dell*. (Point to each new word or phrase.)

Ex. The **big**, brown **cows**


The **big**, brown **cows**


The **big**, brown **cows** **nibbled** **in the field**.


Extension: Students may write and illustrate super sentences in their journals by following a pattern:


The _____


Look at each farm animal picture and write a sentence in the space provided.














Look at each farm animal picture and write a sentence in the space provided.











Look at each farm picture and write a sentence in the space provided.













Cloze the Gap!

Read the following sentences. When you come to a blank space, use words from the word bank to fill in the blanks and make sense. Reread your sentences to double check your choices.

1. Grandpa grew up on a _____ in North Dakota.
2. He milked the cows in the _____.
3. His mother raised _____ for eggs.
4. She had some young _____ for Sunday dinners.
5. It was Grandpa's job to feed and _____ the chickens.
6. Grandpa rode his _____ to go out and count the cows.
7. He also checked on the _____ line while riding.
8. His dad taught him how to drive a _____ when he was 8.
9. It was hard work because the _____ had lots of rocks.
10. Grandma grew vegetables in a great big _____.
11. She baked very good _____ on a wood burning stove.
12. Grandpa's friend had a billy _____ that ate anything!

Word Bank

water	fence	farm	horse
tractor	barn	pies	goat
roosters	garden	hens	field

What's Missing?

Fill in the blanks with words from the word bank.

1. Can you _____ a horse?

2. I _____ not milk a cow.









3. Did _____ go to the farm?

4. _____ you play in the barn?


you Did ride can

It's a Match!


Look at the words and pictures below. Cut out each picture and word that match and glue them together in the boxes provided.

	rooster		chick
pig		goat	
	chicken		duckling
cow		goose	


COW




lamb




chicken



chick




duckling




goat




rooster



pig



goose



barn



milk can




tractor



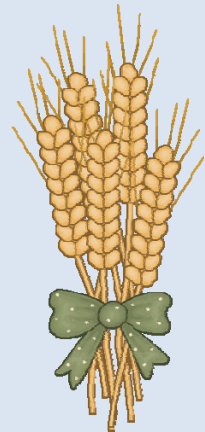
hay



weather vane



grain



scarecrow



Where Are the Words?

Find and circle all of the words from the word bank.

c	h	i	c	k	e	n	j	z
t	o	w	p	o	n	y	q	f
u	r	x	i	r	g	s	v	g
r	s	z	g	o	o	s	e	w
k	e	j	f	l	a	m	b	b
e	r	o	o	s	t	e	r	a
y	q	v	b	u	l	l	z	r
d	u	c	k	w	f	j	q	n

barn

chicken

goose

goat

duck

pig

horse

turkey

pony

lamb


rooster

bull


1



2




3




4




5




6




7




8



9




10



1 **BARN BUCKS** **1**

B




B

1 Farmer Brown
Head Farmer **1** Ima Pig
C My Pen **1**

Artwork: www.art4crafts.com

1 **BARN BUCKS** **1**

B




B

1 Farmer Brown
Head Farmer **1** Ima Pig
C My Pen **1**

Artwork: www.art4crafts.com

1 **BARN BUCKS** **1**

B




B

1 Farmer Brown
Head Farmer **1** Ima Pig
C My Pen **1**

Artwork: www.art4crafts.com

5 **BARN BUCKS** **5**

B




B

5 Farmer Brown
Head Farmer **5** Ima Cow
C My Milk **5**

Artwork: www.art4crafts.com

5 **BARN BUCKS** **5**

B




B

5 Farmer Brown
Head Farmer **5** Ima Cow
C My Milk **5**

Artwork: www.art4crafts.com

5 **BARN BUCKS** **5**

B




B

5 Farmer Brown
Head Farmer **5** Ima Cow
C My Milk **5**

Artwork: www.art4crafts.com

10 **BARN BUCKS** **10**

B




B

10 Farmer Brown
Head Farmer **10** Ima Lamb
C My Wool **10**

Artwork: www.art4crafts.com

10 **BARN BUCKS** **10**

B




B

10 Farmer Brown
Head Farmer **10** Ima Lamb
C My Wool **10**

Artwork: www.art4crafts.com

10 **BARN BUCKS** **10**

B




B

10 Farmer Brown
Head Farmer **10** Ima Lamb
C My Wool **10**

Artwork: www.art4crafts.com


20 **BARN BUCKS** **20**

B  **B**

20 Farmer Brown
Head Farmer **20** Ima Horse
C Me Trot **20**

Artwork: www.art4crafts.com


20 **BARN BUCKS** **20**

B  **B**

20 Farmer Brown
Head Farmer **20** Ima Horse
C Me Trot **20**

Artwork: www.art4crafts.com

20 **BARN BUCKS** **20**

B  **B**



20 Farmer Brown
Head Farmer **20** Ima Horse
C Me Trot **20**





Artwork: www.art4crafts.com





Memory Game





Duplicate the cards on card stock and laminate for durability. Be sure to play this game with your students in small groups (2 or 3) before allowing them to play independently.





The purpose of this game is to make pairs following the traditional Memory or Concentration rules. The winner is the one with the most pairs. Children just love to play and to count the number of cards they accumulate during a game.
























Shape Books


Use the graphic above to create farm cards or shape books. Reproduce for your children on card stock and place white bond behind for usable inside pages. Use a matching colored sheet of card stock for the back. Tie with a thin ribbon at the top and cut out all of the sheets together.



Pigs




Cows



Geese

Shape Books


Use the graphic above to create farm animal cards or shape books. Reproduce for your children on card stock and place white bond behind for usable inside pages. Use a matching colored sheet of card stock for the back. Staple and cut out all of the sheets together.



Roosters

Shape Books

Use the graphic above to create farm animal cards or shape books. Reproduce for your children on card stock and place white bond behind for usable inside pages. Use a matching colored sheet of card stock for the back. Staple and cut out all of the sheets together.





Chickens

Shape Books


Use the graphic above to create farm animal cards or shape books. Reproduce for your children on card stock and place white bond behind for usable inside pages. Use a matching colored sheet of card stock for the back. Staple and cut out all of the sheets together.





Cow Bookmarks
Compliments of Graphic Garden





Gift Tags
Compliments of Graphic Garden




Cow Stationery
Compliments of Graphic Garden




Cow Notepads
Compliments of Graphic Garden



© www.graphicgarden.com




© www.graphicgarden.com




© www.graphicgarden.com

Cow List Pads
Compliments of Graphic Garden




Cow Note Card
Compliments of Graphic Garden




Fun on the Farm!

Dear





Three horizontal lines for writing: a solid top line, a dashed middle line, and a solid bottom line.



Three horizontal lines for writing: a solid top line, a dashed middle line, and a solid bottom line.