


# Roll a Penguin Dice Game

Created by Cherry Carl



## Materials Needed:

Dice

One page of precut penguin parts per child

Directions Sheet

## Preparation:

Print penguin parts in color on vellum.

Laminate and cut out.


Glue Directions Sheet to large envelope for storage.

## To Play:

Students take turns rolling the dice to build a penguin. They have to refer to the Directions Sheet to determine which piece of the penguin they get for each roll of the dice. For instance, if they roll a one, they get the body.

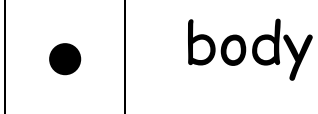

## Option:

Change the Directions Sheet to make it an adding game.




# Roll a Penguin


Roll the dice to build a penguin. The first child to complete his/her penguin wins the game.




body




stomach




foot



wing



eye



mouth