












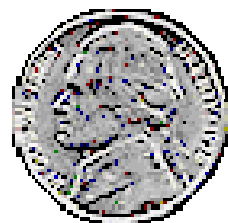
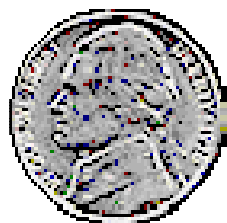

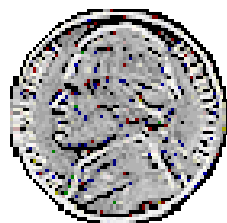
# This Little Piggy . . .

This little piggy went to market and she/he bought . . . how much did she/he spend? How much change did he get back from a dollar? Five dollars? Ten dollars?

Directions: Print on card stock and laminate for durability. Go to [www.moneyinstructor.com](http://www.moneyinstructor.com) and run off appropriate bills to go with this activity. Option: use real coins or play money. Use this open ended game board for problem solving, counting money, equivalents, etc. The website listed above also has money story problems that may be used with this game board.

Suggestion: Have a shopping/price list posted for this activity. Students may record their answers on a separate sheet (for accountability).

Reproduce and laminate enough coins for the skill that you're teaching.



# This Little Piggy ...

