

Journeys Lesson 19

Spelling Kid Cards



Developed by Cherry Carl and Illustrated by Ron Leishman
Images: Toonclipart.com

Journeys Lesson 19

Spelling Kid Cards

Duplicate two sets of the kid cards on card stock and laminate for durability. Be sure to play this game with your students in small groups (2 or 3) before allowing them to play independently.

The purpose of this game is to make pairs following the traditional Memory or Concentration rules and to reinforce reading spelling words. Children just love to play and count the number of cards they accumulate during a game.

Another way to use the cards: cut the words and pictures apart and place in a center so that children can explore and match them.



mood



wooden



drew





smooth



blue



balloon



true

crooked



chew



tooth



hooves




cool




food



pooch



blew



foot



loose



jewel