

Journeys Lesson 21

Spelling Kid Cards



Developed by Cherry Carl and Illustrated by Ron Leishman
Images: Toonclipart.com

Journeys Lesson 21

Spelling Kid Cards

Duplicate two sets of the kid cards on card stock and laminate for durability. Be sure to play this game with your students in small groups (2 or 3) before allowing them to play independently.

The purpose of this game is to make pairs following the traditional Memory or Concentration rules and to reinforce reading spelling words. Children just love to play and count the number of cards they accumulate during a game.

Another way to use the cards: cut the words and pictures apart and place in a center so that children can explore and match them.



coming



swimming



dropping




tapping



taping



invited



saving



stared




planned



changing



joking



loved



gripped



tasted




making



stopped



freezing



scared