

Journeys Lesson 18

Spelling Kid Cards



Developed by Cherry Carl and Illustrated by Ron Leishman
Images: Toonclipart.com


Journeys Lesson 18

Spelling Kid Cards

Duplicate two sets of the kid cards on card stock and laminate for durability. Be sure to play this game with your students in small groups (2 or 3) before allowing them to play independently.

The purpose of this game is to make pairs following the traditional Memory or Concentration rules and to reinforce reading spelling words. Children just love to play and count the number of cards they accumulate during a game.

Another way to use the cards: cut the words and pictures apart and place in a center so that children can explore and match them.




shark



check



queen



circus




flake




crack



second



squeeze



quart

squeak



quick



coldest

Africa

Mexico




black



thank



correct



question