

# The ood Family Set



Written by Cherry Carl  
Illustrated by Ron Leishman  
Images©Toonaday.comToonclipart.com



# -ood Word Family List

good\*

driftwood

hood

Hollywood

wood

neighborhood

stood

redwood


childhood

understood

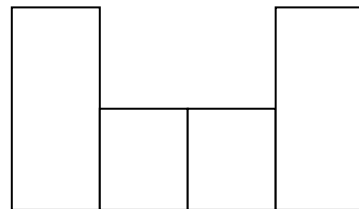
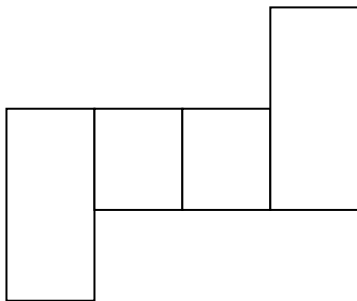
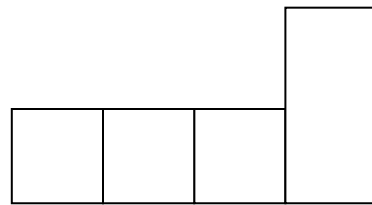
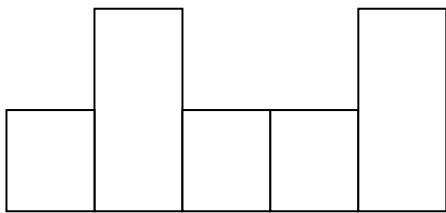
# ood Cut and Paste



wood		good	
stood		hood	



## Configuration Station



stood

hood

wood

good

# Circle and Write



Look at the picture in each box. Circle the word that matches the picture. Write the word on the lines.

1.



stood  
stool

---

---

---

2.



wool  
wood

---

---

---

3.



hood  
hoot

---

---

---

4.



goop  
good

---

---

---




stood      stoop

---

---

---



wool      wood

---

---

---



good      goose

---

---

---



# Cloze the Gap! (ood)

Read the following sentences, saying the word "stood" when you come to a blank space. Use words from the *ood* family to fill in the blanks and make sense. Reread your sentences to double check your choices!

1. Have you ever been to \_\_\_\_\_?
2. My family had a \_\_\_\_\_ time when we went.
3. Would and \_\_\_\_\_ sound alike but are not spelled the same.
4. Mom bought me a new sweatshirt with a \_\_\_\_\_ on it.
5. We all \_\_\_\_\_ up when the flag went by at the parade.
6. I \_\_\_\_\_ all of the math lesson today.

## Word Bank

good      wood      stood      Hollywood      understood      hood

## Finish and Write

Say the name of each picture. Add -ood to finish writing the word.



st




h



w

# See, Say, Spell and Write



---

---

---

---

---

---

---

---

---

---

---

---

---

---

---

# ood Partner Puzzles

good



wood



## Score With Scrabble!

SCORE

G <sub>2</sub>	O <sub>1</sub>	O <sub>1</sub>	D <sub>2</sub>						
W <sub>4</sub>	O <sub>1</sub>	O <sub>1</sub>	D <sub>2</sub>						
S <sub>1</sub>	T <sub>1</sub>	O <sub>1</sub>	O <sub>1</sub>	D <sub>2</sub>					
H <sub>4</sub>	O <sub>1</sub>	O <sub>1</sub>	D <sub>2</sub>						
H <sub>4</sub>	O <sub>1</sub>	L <sub>1</sub>	L <sub>1</sub>	Y <sub>4</sub>	W <sub>4</sub>	O <sub>1</sub>	O <sub>1</sub>	D <sub>2</sub>	
R <sub>1</sub>	E <sub>1</sub>	D <sub>2</sub>	W <sub>4</sub>	O <sub>1</sub>	O <sub>1</sub>	D <sub>2</sub>			

# -ood Family Word Slide

\_\_\_\_\_  
\_\_\_\_\_  
ood



ood Family Word Slide  
(Sound Blending)

Print on vellum, cut, and laminate for durability. Cut the top and bottom slits to the left of the rime chunk for the slide. Model proper use for students: blending to form and say new words.



g

w

h

st



good



good



good



wood



hood



stood



# -ood Words and Pictures for Sorts

-ood Pictures and Words



-ood Pictures and Words

good

-ood Pictures and Words



-ood Pictures and Words

wood

-ood Pictures and Words



-ood Pictures and Words

hood

-ood Pictures and Words



-ood Pictures and Words

stood

# -ood Words and Pictures for Sorts

-ood Pictures and Words



-ood Pictures and Words

Hollywood

-ood Pictures and Words



-ood Pictures and Words

good

-ood Pictures and Words



-ood Pictures and Words

good



## Word Family (-ood)

good, wood, stood, hood, driftwood, redwood,  
Hollywood, understood, neighborhood, childhood

Write sentences or a story with -ood words of your choice.

Handwriting practice lines consisting of solid top and bottom lines with a dashed middle line. There are five sets of these lines for writing practice.



My ood Book



My ood Book