

spl Blend Activities



by Cherry Carl
Artwork: ©Toonaday.com
Toonclipart.com



spl Blends List

splash*

splendor

splashdown

splice

splat

splint

splatter

splinter

spleen

split

splendid

splurge

Splish, Splosh, Wishy, Wash

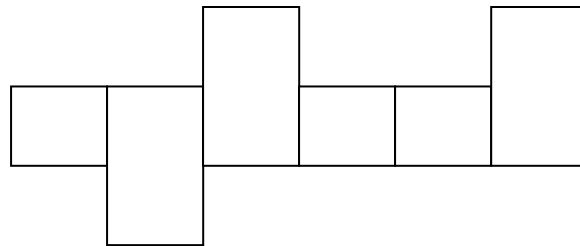
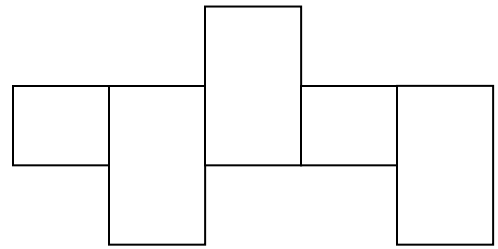
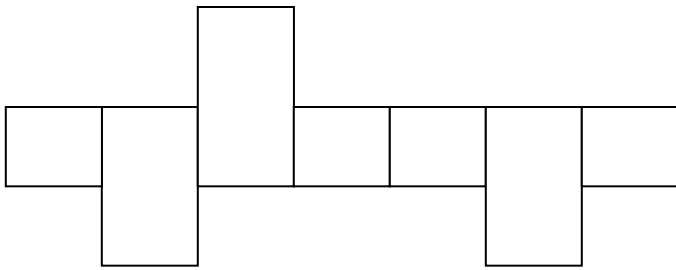
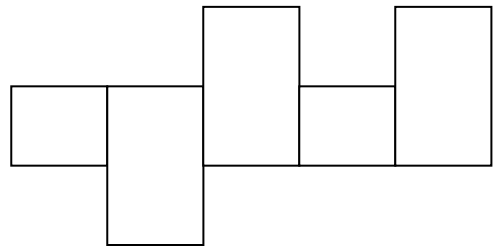
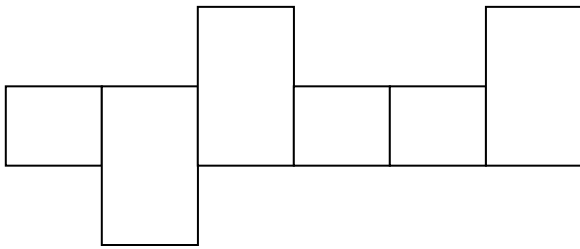
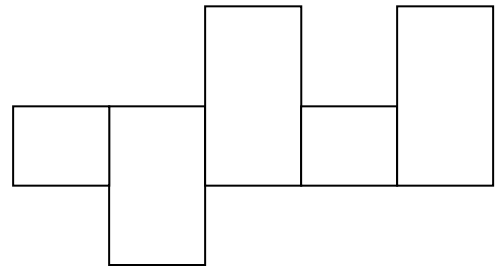
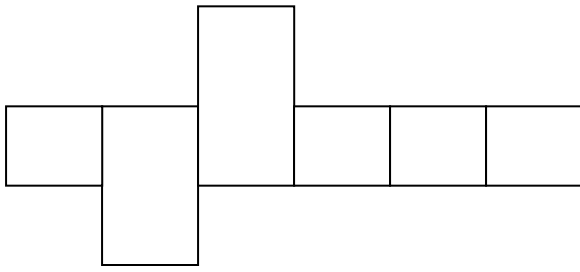
(Tune: Row, Row, Row Your Boat)

It's my laundry day.
Scrub the dirt away.
Splish, splosh,
Wishy, wash!
Now it's time to play!

Time to wash and scrub
With bubbles in the tub.
Splish, splosh,
wishy, wash!
Scrub-a-dub-a-dub!

It's past suppertime.
Scrub the grease and grime.
Splish, splosh,
wishy, wash!
Now sing it one more time.
Splish, splosh,
wishy, wash!
Now into bed we climb!

Configuration Station: spl



Word Bank			
split	splurge	splay	splat
splice	splash	splint	



spl Blends: Cloze the Gap!



Read the following sentences, saying the word "splash" when you come to a blank space. Use words from the spl blends word bank to fill in the blanks and make sense. Reread your sentences to double check your choices! One word is used three times!


1. The bug went, " _____!" on the windshield.
2. Grandpa _____ logs for firewood.
3. Children like to _____ in the puddles.
4. We saw the spacecraft's _____ on TV.
5. The doctor put a _____ on my dog's leg.
6. Let's get a banana _____ to share.
7. The special party was a _____ idea!
8. I have a _____ in my finger! Ouch!
9. Let's _____ and buy a new TV.
10. There was a _____ of paint on the floor.
11. The worker had to _____ the wires together.
12. Can we _____ the rest of the ice cream?

splash split splurge splice split splat
splatter splendid splint splinter splashdown split

Cut and Paste: spl



split		splinter	
splurge		splat	
split		splash	



Score With Scrabble!

SCORE

S ₁	P ₃	L ₁	A ₁	S ₁	H ₄		
S ₁	P ₃	L ₁	A ₁	T ₁			
S ₁	P ₃	L ₁	A ₁	T ₁	T ₁	E ₁	R ₁
S ₁	P ₃	L ₁	E ₁	N ₁	D ₂	O ₁	R ₁
S ₁	P ₃	L ₁	E ₁	N ₁	D ₂	I ₁	D ₂
S ₁	P ₃	L ₁	I ₁	C ₃	E ₁		
S ₁	P ₃	L ₁	I ₁	N ₁	T ₁		
S ₁	P ₃	L ₁	I ₁	N ₁	T ₁	E ₁	R ₁
S ₁	P ₃	L ₁	I ₁	T ₁			
S ₁	P ₃	L ₁	U ₁	R ₁	G ₂	E ₁	
S ₁	P ₃	L ₁	O ₁	T ₁	C ₃	H ₄	
S ₁	P ₃	L ₁	A ₁	Y ₄			



Order in the Court!

Place the words below in alphabetical order.

1. _____
.....

2. _____
.....

3. _____
.....

4. _____
.....

5. _____
.....

6. _____
.....

7. _____
.....

8. _____
.....

9. _____
.....

10. _____
.....

11. _____
.....

12. _____
.....

splash

split

splurge

splice

splendor

splat

splatter

splendid

splint

splinter

splay

spleen

Word Search: spl



b	j	s	p	l	i	n	t	e	r
w	s	p	l	i	c	e	m	f	b
s	p	l	e	n	d	i	d	z	j
p	l	u	b	w	s	p	l	a	y
l	e	r	f	s	p	l	a	s	h
a	n	g	s	p	l	i	n	t	s
t	d	e	j	m	i	z	b	f	p
t	o	b	f	o	c	x	v	w	l
e	r	w	z	v	e	o	j	b	a
r	b	j	m	w	s	p	l	i	t

splash

split

splurge

splice

splendor

splat

splatter

splendid

splint

splinter

splay

spleen

spl Word Slide

spl



spl Blends Word Slide (Sound Blending)

Print on vellum, cut, and laminate for durability. Cut the top and bottom slits to the right of the blend for the slide. Model proper use for students: blending to form and say new words.

it

at

ash

ay

int

een

ice



splash



splash



split



split



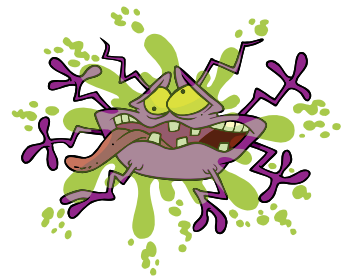
splinter



splurge



splat



bug on the windshield

spl Words and Pictures for Sorts

spl Words and Pictures



spl Words and Pictures

splash

spl Words and Pictures



spl Words and Pictures

splash

spl Words and Pictures



spl Words and Pictures

splinter

spl Words and Pictures

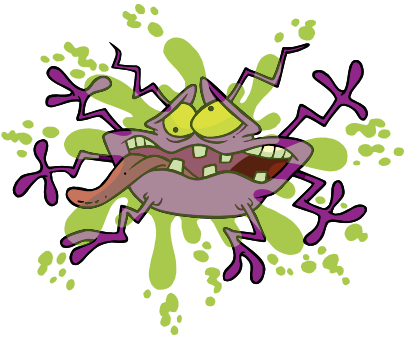


spl Words and Pictures

splurge

spl Words and Pictures for Sorts

spl Words and Pictures



spl Words and Pictures

splat

spl Words and Pictures



spl Words and Pictures

split

spl Words and Pictures



spl Words and Pictures

split



My spl Book



My spl Book

spl Stationery



splash, splat, split, splint, splinter, splendid, splurge,
splatter, splice, splashdown, splendor

Write sentences or a story with *sp/* words of your choice.

Handwriting practice lines consisting of solid top and bottom lines with a dashed middle line. There are eight sets of these lines provided for writing.