

Name _____



Read the story. Read it again. Can you find the special words in the poster and story? Count the number of times that you see each special word and write it next to the word below.




Under the Big Top!

The circus has come to town and we are going! My family went last year and it was great! Our friends went with us and they are going to come this year, too! Do we dare sit close to the front? Are we going to be brave when the big lions roar? Are we going to be brave when the big elephants blow their horns? Yes, we are! You can come, too, if you are not afraid!

big _____ went _____ are _____ come _____ if _____

Draw a picture of the lions and the elephants at the circus.



Fill in the Blanks

Read each sentence below. Circle the missing word and write it in the space.

1. We _____ going to see the show under the _____ top.
act are big bug

2. I hope that my friends can _____ with us .
corn come

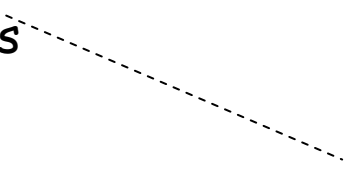
3. We will be brave _____ we hear the lions roar.
if of

Yes or No?

- | | | |
|---|-----|----|
| 1. Is the circus in town? | yes | no |
| 2. Is it going to be at the zoo? | yes | no |
| 3. Will there be big lions? | yes | no |
| 4. Will there be big elephants? | yes | no |
| 5. Is it going to be on Friday? | yes | no |
| 6. Is it the Dingaling Brothers circus? | yes | no |

It's a Match!

Draw a line to connect the naming part of the sentence with the action part of the sentence. Read them to yourself to make sure that they make sense. The first one is done for you.


- The circus  are going to come this year, too.
- We has come to town
- Our friends can come, too, if you are not afraid.
- We are going to go.
- You will be brave when the lions roar.

What is the title of the story?

Which big animal roars?

Which big animal blows its horn?

Where can you see the lion tamer show?



Clever Connector

Draw a line to connect two words that have the same meaning.

afraid

bold

friends

scared

big

pals

brave

large

It's Your Turn!

Yes, it's your turn to design a poster. Make a poster to advertise a coming event. It could be a pet show, a carnival, a talent show, the book fair or something that you think of. Include the name of the even, the date, time, place, and some of the things to look for at the event. Add a colorful border and be ready to share it with the class! Use the box below to plan your poster and then ask your teacher for a piece of white construction paper. Go!

A large, empty rectangular box with a thin black border, intended for students to design their poster. The box is currently blank.