




Letter Lotto





Letter Lotto




Letter Lotto




Letter Lotto



Letter Lotto



Letter Lotto



Letter Lotto

Directions

Materials Needed:

Playing cards, alphabet cards (capital or lower case), chips to cover each square.

To Play:

Make sure that your children are familiar with the pictures on the playing cards before you play. Allow time for the children to look over their playing cards before you begin.

Tell your children which version of Lotto you will be playing to win (for instance, four corners, black out, top row, bottom row, etc.).

Draw a card from the alphabet pile. Options: show and say the name of the letter or just show the card to the children, who then cover the matching picture on their playing cards.

Chip Variations:

Beans, buttons, macaroni, pennies

Developed by Cherry Carl and Illustrated by Ron Leishman

Images©Toonaday.com/Toonclipart.com

Letter Lotto, Too

Bb	Kk	Rr	Cc	Hh
Vv	Pp	Dd	Ss	Mm
Tt	Zz	Ww	Ll	Ff

Letter Lotto, Too

Zz	Dd	Hh	Nn	Ff
Mm	Vv	Ss	Rr	Ww
Pp	Ll	Cc	Kk	Bb

Letter Lotto, Too

Ww	Bb	Rr	Pp	Dd
Mm	Ss	Cc	Ll	Ff
Zz	Kk	Hh	Vv	Tt

Letter Lotto, Too

Zz	Hh	Dd	Ww	Kk
Ll	Ss	Cc	Vv	Mm
Bb	Pp	Rr	Tt	Ff

Letter Lotto, Too

Cc	Hh	Tt	Vv	Bb
Mm	Rr	Ss	Pp	Ll
Ff	Kk	Ww	Zz	Dd

Letter Lotto, Too

Bb	Zz	Rr	Mm	Ff
Cc	Kk	Ss	Tt	Vv
Dd	Ll	Ww	Pp	Hh